



Three alternative ways of using templates and simple pattern pieces




Thin card

Use clear sticky tape to position pattern on fabric. Cut around the pattern.



Thin card


Use soft chalk pastel or soft white crayon to draw around the pattern prior to cutting out.




Paper

Use pins to secure the pattern on the fabric. Cut around the pattern.


Joining fabric




Gluing




Stapling



Safety pin




Pinning



Sewing

Finishing techniques




Textile paints – glitter




Adding sequins and shiny fabrics








Textile paints – raised

Fabric crayons

Tier 2 Vocabulary	
 <p>design</p>	A plan or drawing of your ideas before you make your product
 <p>criteria</p>	A list that shows you what the thing you make should do
 <p>evaluate</p>	Look at and test your product. Does it do its job?

Topic (Tier 3) Vocabulary	
 <p>applique</p>	To attach a decorative fabric item onto another piece of fabric by gluing and/or sewing
 <p>seam</p>	A row of stitches joining two pieces of fabric
 <p>sew</p>	To join pieces of fabric with stitches.
	A shape drawn to help cut out shapes
 <p>Product</p>	The thing you are making

National Treasures

London Fashion Week



Prior learning

Names, properties and uses of materials in science lessons on Uses of Everyday Materials.

Rights of the Child/Global Goals

Article 13

Every child must be free to express their thoughts and opinions and to access all kinds of information, as long as it is within the law.

Global Goal 9: Industry, innovation and infrastructure

DT Big Ideas

We Are Engineers

Design: we use criteria to design products that do a job for a person or group.

Make: we make products that do a job or solve a problem.

Evaluate: we look at and test our products all the time. Does it do its job? Can we make it better?


Technical Knowledge: we use what we know to make products that work.

The food we eat has either been grown, caught or farmed.

GROWN

CAUGHT


FARMED



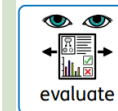
Tier 2 Vocabulary



A plan or drawing of your ideas before you make your product



A list that shows you what the thing you make should do



Look at and test your product. Does it do its job?

Using a knife.

When using a knife, you must be careful!

Keep your fingers away from the blade and watch what you are cutting.

Always have the knife pointing away from you when you cut.

Always use a chopping board when cutting.

Do not walk around with a knife!



Always ask an adult before using a knife.



Topic (Tier 3) Vocabulary



A **recipe** is a set of instructions that describes how to prepare or make a dish



An occasion when a packed meal is eaten outdoors



Detailed information about how something should be done




Animals, fish or crop produced or grown




Fish caught from a lake, river or sea



Plants that are grown by the farmer



Aprons must be worn to protect clothes and to stop the spread of bacteria.




Hands must be washed before handling food and kept clean.


Equipment must be kept clean and tidy. No spoon or knife licking!

Long hair must be tied back.

Cuts and grazes must be covered up with a plaster or dressing.



Surfaces must be kept clean and tidy.



Do not cough or sneeze over food preparation areas.

National Treasures

Teddy Bears' Picnic



Prior learning

Healthy choices (Y1)

Rights of the Child/Global Goals

Article 24

Every child has the right to the best possible health. Governments must provide good quality health care, clean water, nutritious food, and a clean environment and education on health and well-being so that children can stay healthy.

Global Goal 3: Good health and wellbeing

DT Big Ideas

We Are Engineers

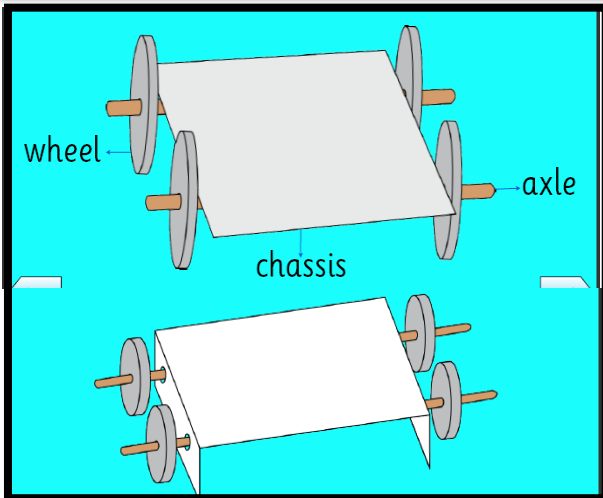
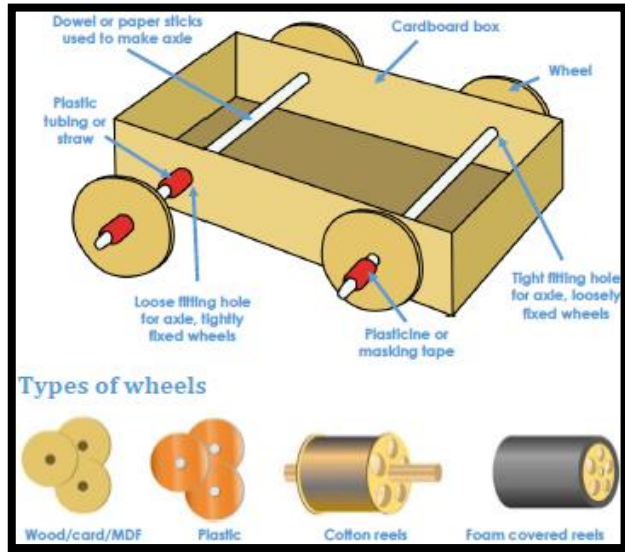
Design: we use criteria to design products that do a job for a person or group.

Make: we make products that do a job or solve a problem.

Evaluate: we look at and test our products all the time. Does it do its job? Can we make it better?

Technical Knowledge: we use what we know to make products that work.

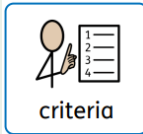
Cooking and Nutrition: we use what we know about food to safely make healthy meals.




Tier 2 Vocabulary



A plan or drawing of your ideas before you make your product



A list that shows you what the thing you make should do



Look at and test your product. Does it do its job?

Topic (Tier 3) Vocabulary



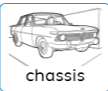
A round objects that turns



A rod that goes through the middle of wheels



A thing for transporting people or objects (lorry, car, bike, truck)



The base of a car



The thing you are making

National Treasures

Classic British Cars



Prior learning

Names, properties and uses of materials in science lessons on Uses of Everyday Materials

How to strengthen and attach materials (Y1)

Rights of the Child/Global Goals

Article 13

Every child must be free to express their thoughts and opinions and to access all kinds of information, as long as it is within the law.

Global Goal 9

Industry, innovation and infrastructure

DT Big Ideas

We Are Engineers

Design: we use criteria to design products that do a job for a person or group.

Make: we make products that do a job or solve a problem.

Evaluate: we look at and test our products all the time. Does it do its job? Can we make it better?

Technical Knowledge: we use what we know to make products that work.