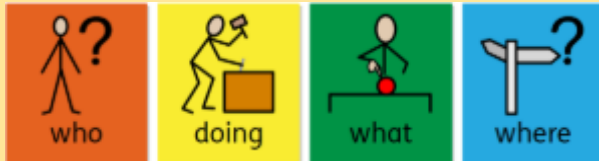




Text 1: The Lion Inside by Rachel Bright

Writing Outcomes:


- Write 2 or more sentences about the story (inform)
- Write 2 or more sentences about how to be a good friend (inform)
- Read back sentences to make sure that they have capital letters, fingers spaces and full stops
- Big write- to write sentences about a friend (entertain)



Text 2 and 3: Monsters Love Underpants and Aliens Love Panta Claus by Claire Freedman

Writing Outcomes:

- Write sentences about the story using 'and' (inform)
- Big write- draw own monster and write sentences about it (entertain)
- Write two or more sentences linked to Santa Claus and Christmas celebration



At home you could support your child by viewing these resources which would help them to achieve the writing outcomes.



BBC Bitesize: Using 'and' to join sentences



Spelling Play: long or short vowel phonemes game



Year 1 Autumn term 2 author of the half term:





Julia Donaldson

Why not find out more about her?



Children will listen to her stories during their story time sessions.

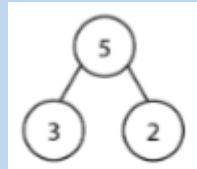
Books by the author you may wish to share with your child.






Comparison of quantities

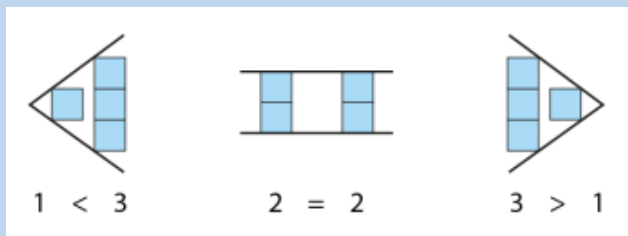
Children will use part whole models and bar models to partition numbers and then work on finding the missing part.



They will practice counting how many objects there are in one or more sets. Children will answer questions such as 'What's the same? What's different?' Children will compare the number of objects in two or more sets, and use appropriate language to describe each comparison based on the context.



Children will learn to correctly use the appropriate mathematical symbols to compare quantities. The symbols $<$, $>$ and $=$ can be used to express the number of objects in two sets, or the size of two numbers.



More than	less than
Smaller	bigger
equal to	same as
Part	whole
Partition	number
Represent	part whole model

At home you could support your child by viewing these resources which would help them to achieve the maths outcomes.



BBC Bitesize: Part whole models



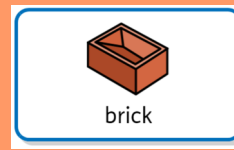

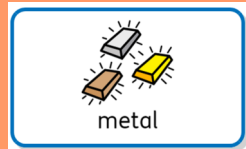
BBC Bitesize: Partitioning



Everyday Materials



Children will explore a range of different materials such as metal, wood, plastic and fabric. They will investigate the different properties the materials have including their texture, weight, temperature and colour. Children will compare what is the same and what is different about the materials.



Children will also explore whether the materials they examine are human made or are natural.

Key Vocabulary

- Hard
- Soft
- Stretchy
- Stiff
- Dull
- Shiny
- Rough
- Smooth
- Waterproof
- Absorbent



At home you could support your child by viewing these resources which would help them to achieve the science outcomes.



BBC Bitesize: Objects and Materials



BBC Bitesize: Describing materials



History



What was life like when our grandparents were children

The children will learn what it was like to be a child in the 1950s and 1960s.

They will find about school life, pocket money, the toys children played with, the television programmes they watched, the books and magazines they read and what homes were like then. Children will talk about differences and similarities between now and the 1950s, 1960s and 1970s.

Religious Education

Disposition: Being Modest and Listening to Others

Children will engage in team activities and explore that the activities have to be fair so all the children have fun. Children will listen to the story of Suleman and the ant and discuss the important message for Muslims in the story about looking after the planet Earth and listening to others.

Key questions:

Why should we listen to others?

What do followers of Islam teach about who we should listen to?

Disposition: Expressing joy

Children will explore what makes people happy by thinking about things which are not just materialistic. They will learn about the joyfulness that Jewish people feel when celebrating the Torah.

Key questions:

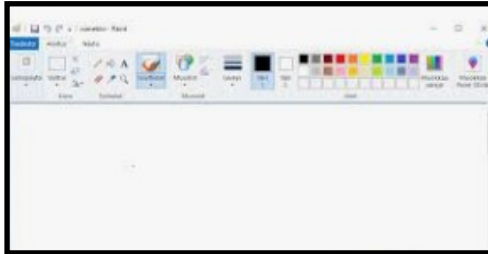
What makes me happy and how do I show it?

When and where do we see happy/joyful people in the story of Mary?

For more information on these topics, view the knowledge organisers which are uploaded to your child's Google Classroom page.



Computing




Creating media—Digital painting

Children will explore the world of digital art and its exciting range of creative tools. They will create their own paintings, while getting inspiration from a range of other artists. Children will be asked to consider their preferences when painting with, and without, the use of digital devices.

Key vocabulary:

paint program, tool, paintbrush, erase, fill, undo
Piet Mondrian, primary colours, shape tools, line tool, fill tool, undo tool, Henri Matisse

DT



Moving Pictures

Children will be able to create a sliding mechanism as well as being able to use levers to make a mechanism move. They will investigate and create wheel mechanisms. Children will then design, make and evaluate a moving picture based upon set design criteria.

Key vocabulary:

Pivot, lever, product, guide, slot, rotate, movement, slider, design, criteria, evaluate

PE



Understand Others

In this unit, the children will develop and apply their jumping and landing and seated balance through focused skill development sessions, thematic stories and games.

Fundamental Movement Skills



Dynamic Balance to Agility
Jumping and Landing



Static Balance
Seated Balance



Music



Rhythm In The Way We Walk and Banana Rap

Children will take part in a variety of different musical activities:

- finding the pulse
- clapping rhythms
- learning about pitch

Key vocabulary:

pulse, rhythm, pitch, rap, melody, singers, keyboard, bass, guitar, percussion, trumpets, saxophones, perform.

PSHE



Children will learn what character strengths are and how they make us unique and special. There are 5 character strengths:

1. Love and Kindness
2. Bravery and Honesty
3. Exploring and Learning
4. Teamwork and Friendship
5. Love of Life and Our World

Key vocabulary:

character strengths, love and kindness, bravery and honesty, exploring and learning, teamwork and friendship, love of life and our world, unique, special, strengths spotting