

# Writing



Cherry Orchard Primary School

*'We care, we learn, we succeed'*



Year 2 Spring Term 2

## Writing Outcome 1:

To write a character description

### **Purpose:**

To entertain



To be successful, children will need to include the following in their work:

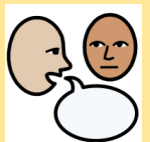
- Physical appearance and some personality described
- Capital letters and full stops
- Question marks and exclamation marks used
- Commas in a list.
- Subordination –'because'

## Writing Outcome 2:

To create a lost poster

### **Purpose:**


To inform



To be successful, children will need to include the following in their work:

- Clear sentences
- Commas in a list

## Key text:



At home you could support your child by viewing these resources which would help them to achieve the writing outcomes.



BBC Bitesize: How to use question marks.



BBC Bitesize: How to use suffixes



**Year 2 Spring term 2 author of the half term:**



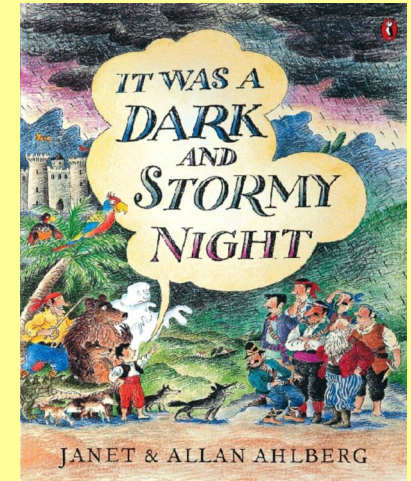
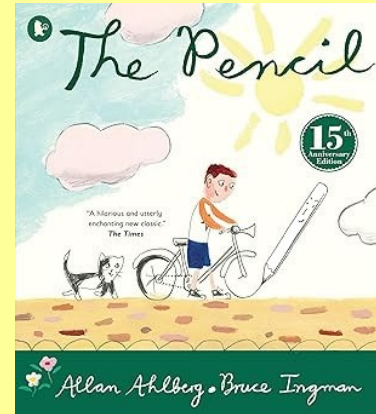
Allan Ahlberg

**Why not find out more about him?**



**Children will listen to his stories during their story time sessions.**

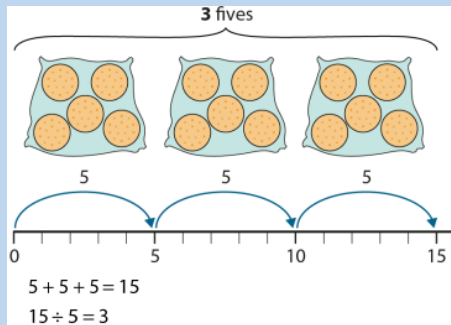
**Books by the author you may wish to share with**





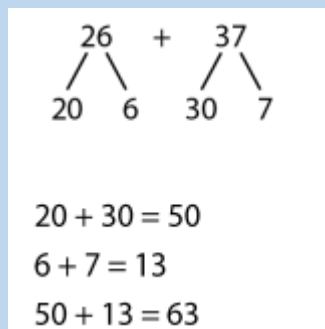
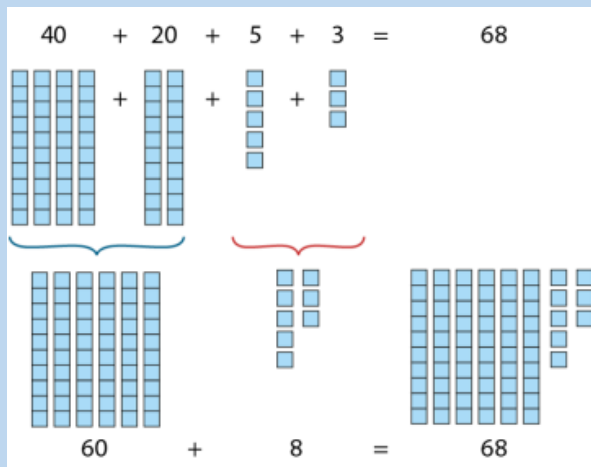
### Division

Children will explore different ways of dividing a quantity of objects into equal groups and will explore the language of division.



### Addition of two two-digit numbers

Children will learn how to partition a given two-digit number into tens and ones. They will then apply this strategy to add two two-digit numbers by adding the parts using dienes and bar models to support their understanding.



### Key Vocabulary:

dividend	divisor
quotient	Addend
Partition	equal groups
Left over	skip count
Dienes	bar model

At home you could support your child by viewing these links which would help them to achieve the maths outcomes.



BBC Bitesize: What is division?



BBC Bitesize: Adding two digit numbers



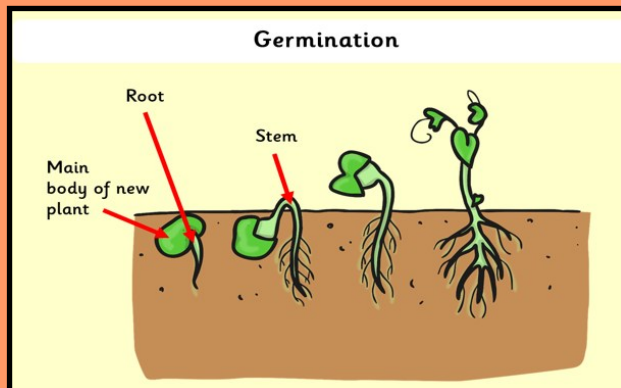
### Plants

Children will be able to give at least 2 examples of plants that grow from either seeds or bulbs.



They will know that plants need water, light and a suitable temperature to grow and stay healthy.

Children will know that seeds and bulbs have a store of food inside them.



### Key Vocabulary

Plant


Bulb

Seed

Equipment

Data

Identify



At home you could support your child by viewing these resources which would help them to achieve the science outcomes.



BBC Bitesize: What does a plant need to grow?



Oak Academy: Plants from bulbs



## Geography



### Where does our food come from?

Children will explore where in the world their favourite food comes from. They will then create a Great British food map. Children will discuss which foods have come directly from the farm and which have been to a factory first. They will look at the growing process on the farm following step by step instructions. Finally they will compare food production and farming in a non-European country.

#### **Key vocabulary:**

Soil, vegetation, season, weather, factory, farm, shop, similarities, differences, growing season, produce, products.

## Religious Education

**Disposition 1:** Caring for Others, Animals, and the Environment

**Disposition 2:** Being Merciful and Forgiving

Children will listen to songs about wonderful worlds and talk about what is good in the world. They will then discuss the relationships they have with their teachers, mothers and fathers and will read the penultimate verse of the Japji Sahib (the Sikh morning prayer). They will learn about Tu Bishvat, a festival that Jewish people celebrate, which means 'the new year for trees'. In the second unit, children will learn about the meanings and differences between mercy and forgiveness. Children will look at the meaning behind some parables from the bible and how forgiveness is shown.

#### **Key Questions:**

What do Humanists think about people getting along with each other?

Why do Sikh's care about the planet?

How do Jewish people care for the world?

Have I ever made a mistake? What is forgiveness? What is mercy?

What do Christians teach about love? What do Christians learn from a Bible story about forgiveness and showing mercy?

What do Christians teach about God's love?

For more information on these topics, view the knowledge organisers which are uploaded to your child's Google Classroom page.



## Computing



### Pictograms

This unit introduces the children to the term 'data'. Children will begin to understand what data means and how this can be collected in the form of a tally chart. They will learn the term 'attribute' and use this to help them organise data. They will then progress onto presenting data in the form of pictograms and finally block diagrams. Children will use the data presented to answer questions.

#### **Key vocabulary:**

More than, less than, most, least, organise, data, object, tally chart, votes, total, pictogram, explain, more, less, more common, least common

## DT



### Teddy Bear's Picnic

Children will learn about different types of picnic food and where the food has come from. They will taste different types of food: oranges, lemons, cheese and raisins. Children will follow a set of instructions to make Teddy Bear biscuits and then they will design and make picnic food.

#### **Key vocabulary:**

Design, criteria, evaluate, recipe, picnic, instructions, farmed, caught, grown

## PE



### Link Movements

In this unit, the children will develop and apply their ball skills and counter balance with a partner through focused skill development sessions, cooperative and competitive games.

#### **Fundamental Movement Skills**



**Coordination**  
Ball Skills



**Counter Balance**  
Counter Balance



## Music



Children will listen and appraise Zootime, a Reggae song for children . They will also listen to other Reggae songs:

- Kingston Town by UB40
- Shine by ASWAD
- I.G.Y. by Donald Fagen
- Feel Like Jumping by Marcia Griffiths
- I Can See Clearly Now by Jimmy Cliff

### **Key vocabulary:**

Keyboard, drums, bass, electric guitar, reggae, pulse, rhythm, pitch, improvise, compose, perform, audience, melody, dynamics, tempo

## PSHE



## Relate

This module is focused on teaching children the importance of being able to relate to and get along with others in order to have positive relationships. It uses Character Strengths to illustrate the need to be able to see other perspectives in order to build relationships. Through lots of examples and discussion, the children learn about two key skills that will serve them well in relationship building: active listening and stop, understand and consider.

### **Key Vocabulary:**

Character Strengths, Relate, Get Along, People, Active Listening, Team H-A-P, Happy Breathing, 'Stop, Understand and Consider', Friendships, Relationships, Differences